

6-190 Telescopic Stay

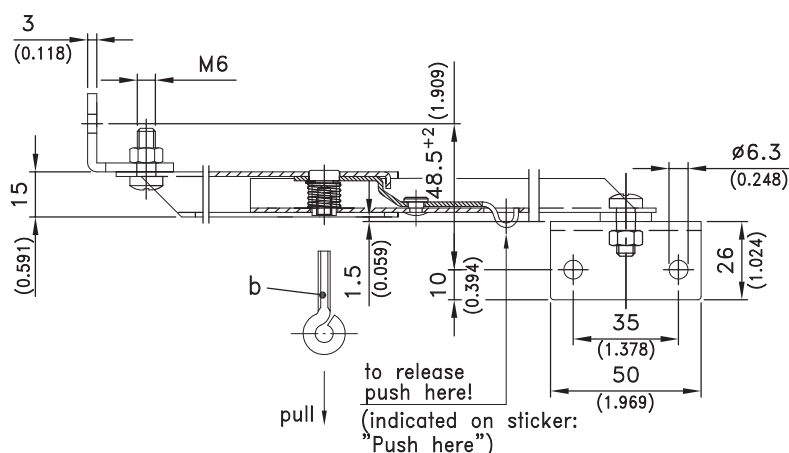
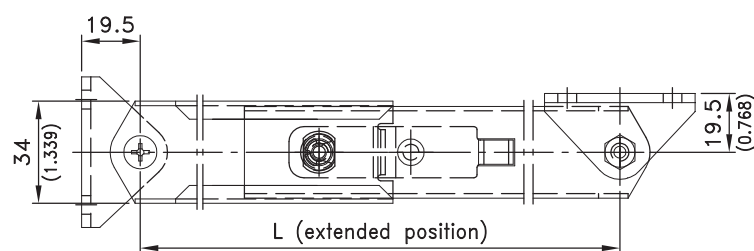
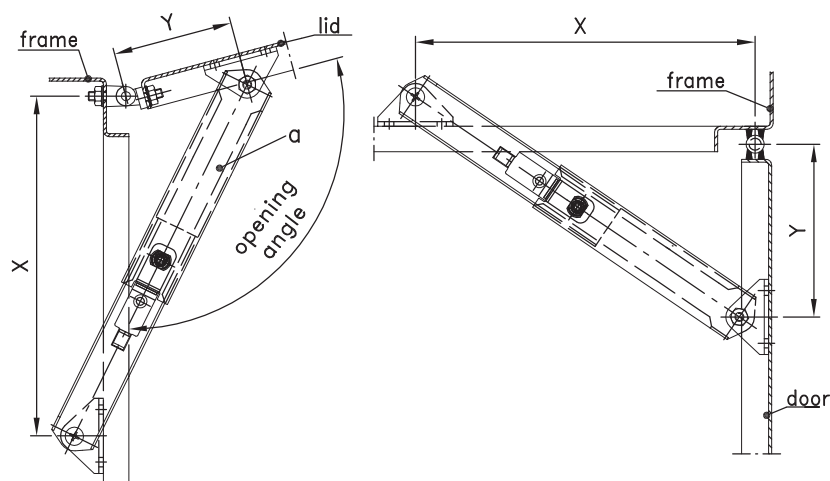


Product Notes:

- RH and LH application
- For applications with two cover stays both stays can be released at same time by installing two eyelets connected with a steel wire.
- Dimensions X and Y determine the opening angle
- Example illustrated below
- Stainless steel - see Product System 7-300

Material:

- **Outer part:** Steel, Zinc Plated
- **Inner part:** Steel, Zinc Plated
- **Mounting angle:** Steel, Zinc Plated
- **Snap lever:** Steel, Zinc Plated
- **Snap spike:** Steel, Zinc Plated
- **Spring:** Stainless Steel
- **Screws and washer:** Steel, Zinc Plated
- **Eyelet:** Steel, Zinc Plated



Version	L Retracted	L Extended	Dimension X	Dimension Y	Opening Angle	Part No.	See Page
a) Telescopic Stay	370 / 14.567	710 / 27.953	620 / 24.409	220 / 8.661	105°	230-9305	
a1) Telescopic Stay	215 / 8.465	355 / 13.976	315 / 12.402	100 / 3.937	105°	230-9306	
b) Eyelet						860-0048.07-00420	
Other length L on request.							
Stainless steel version							10.08